

# THE QUANTIFIED BENEFITS OF FORTINET'S SECOPS FABRIC

It's a difficult time to be an enterprise security leader. Cybercrime-as-a-service continues to grow as criminals become increasingly sophisticated — and all the while, businesses struggle with both resource and skill gaps.

**95%**

OF ORGS ARE CONCERNED ABOUT CLOUD SECURITY POSTURE

**56%**

OF BUSINESSES STRUGGLE TO RECRUIT IT TALENT

**60%**

OF SMBS FAIL WITHIN 6 MONTHS OF A CYBERATTACK

**54%**

OF BUSINESSES STRUGGLE TO RETAIN IT TALENT

## CYBERCRIME BY THE NUMBERS

By 2025, cybercrime is expected to reach a total annual cost of \$10.5 Trillion USD.

**\$4.45M**

COST OF AN AVERAGE DATA BREACH

**80%**

2022 INCREASE IN US CYBERATTACK COSTS

**66%**

ORGANIZATIONS AFFECTED BY RANSOMWARE IN 2021

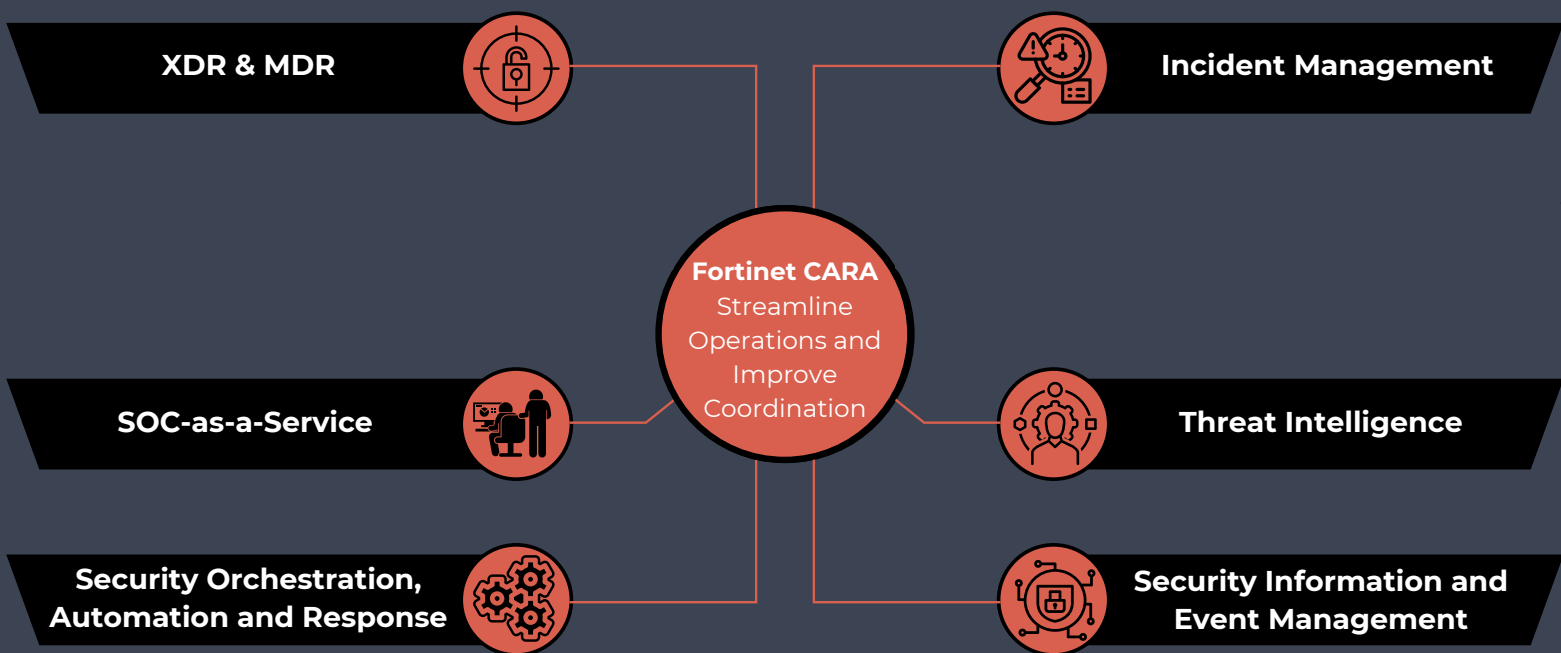
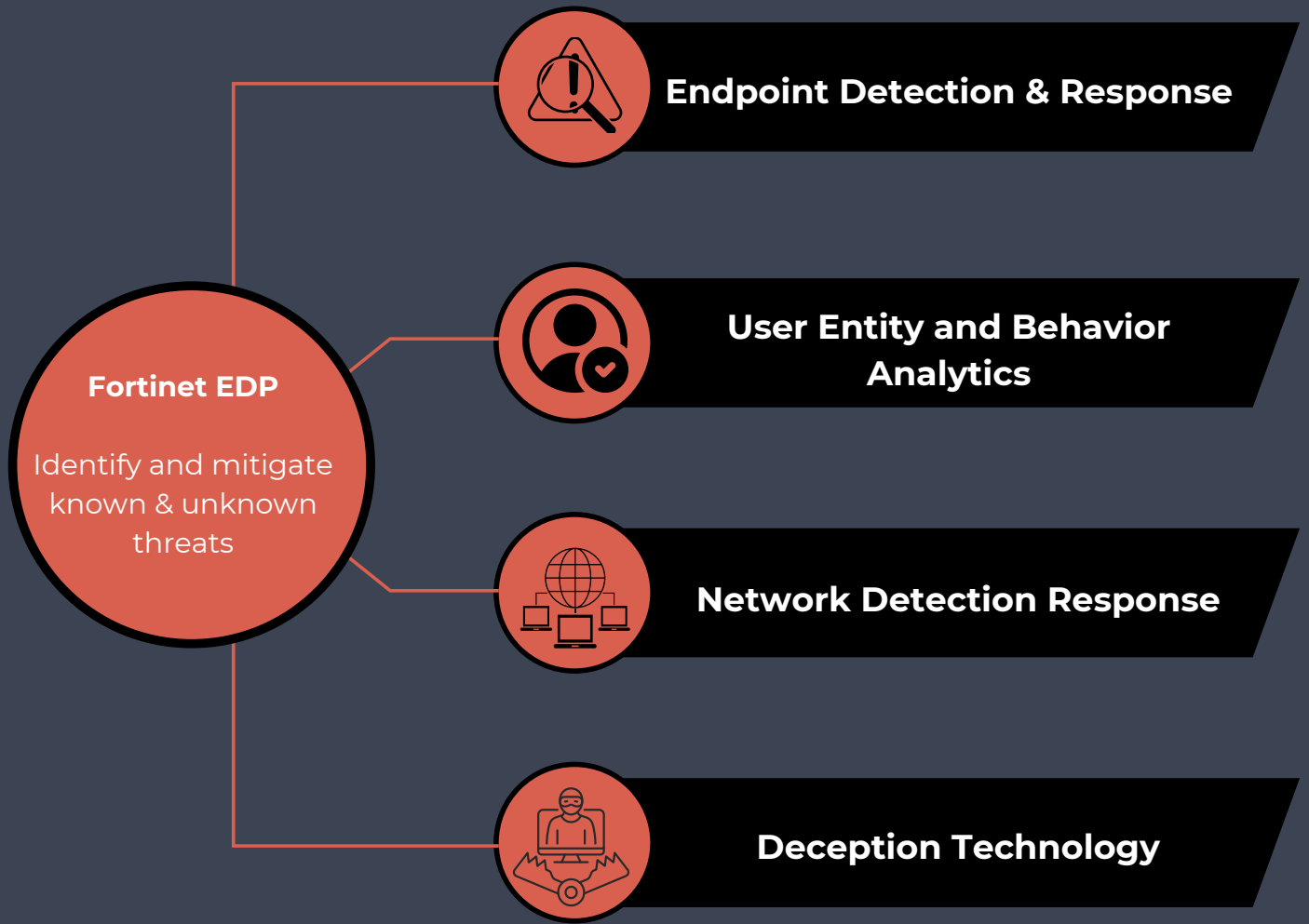
**\$10M**

POTENTIAL COMBINED LOSSES FROM A SINGLE RANSOMWARE ATTACK

Overcoming these challenges requires a skilled, experienced cybersecurity partner armed with industry-leading technology

# ENTER FORTINET

Fortinet Security Operations solutions offer early detection sensors, central analytics and synergistic response workflow within a cyber security platform backed by FortiGuard experts.



# SEVERING THE CYBER KILL CHAIN

Efficiency is everything when responding to a cyber incident—the faster you can detect, investigate, and remediate an attack, the better.

**168 HRS**

AVERAGE TIME TO DETECTION

**<1 HR**

DETECTION TIME WITH FORTINET

**6 HRS**

AVERAGE INVESTIGATION TIME

**1 MIN**  
INVESTIGATION  
TIME WITH  
FORTINET

**8 HRS**  
AVERAGE  
TRIAGE TIME

**~10 MINS**  
TRIAGE TIME  
WITH FORTINET

**4.2 HRS**  
AVERAGE  
CONTAINMENT  
TIME

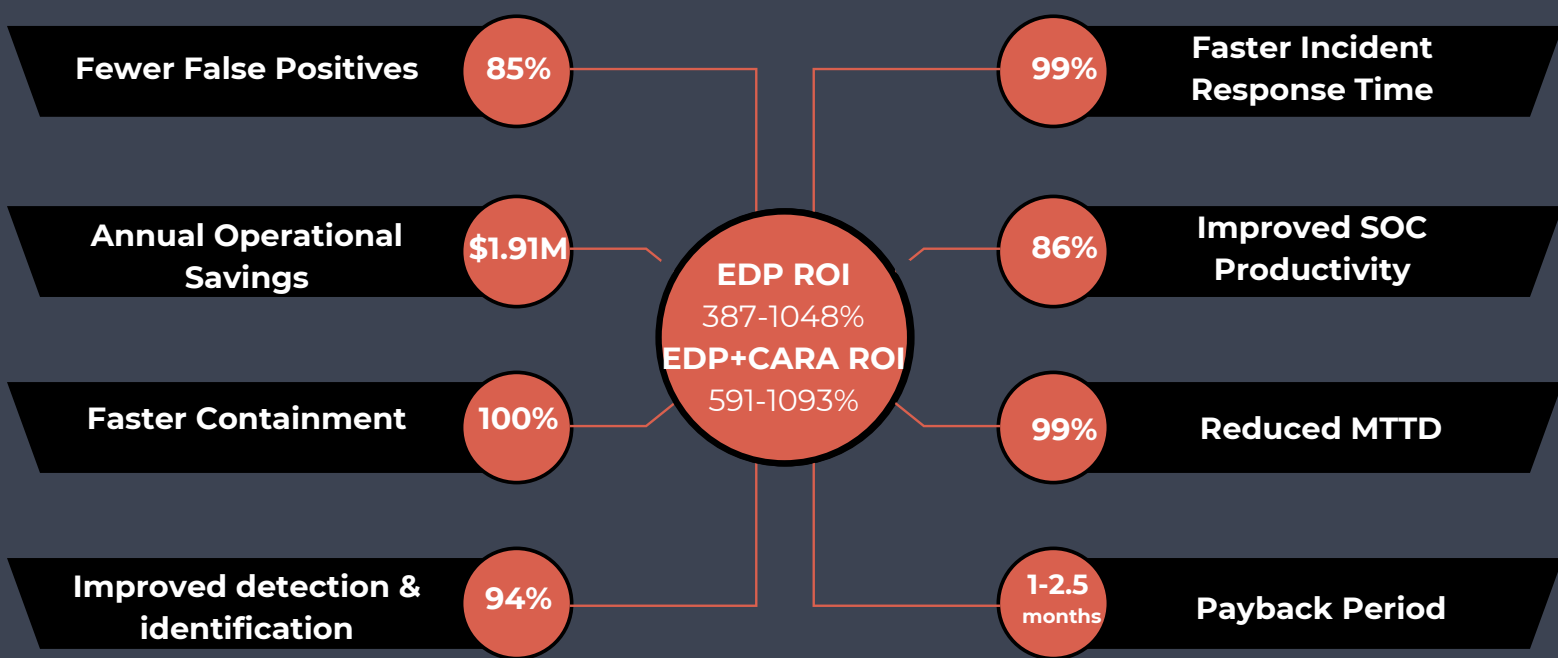
**1 MIN**  
CONTAINMENT  
TIME WITH  
FORTINET

**12 HRS**  
AVERAGE  
REMEDICATION  
TIME

**~5 MINS**  
REMEDICATION  
TIME WITH  
FORTINET



# THE ROI OF SECOPS FABRIC



**DETECT, PROTECT, AND RESPOND TO EVERY THREAT**

WHEREVER AND WHENEVER NECESSARY

**FORTINET**®